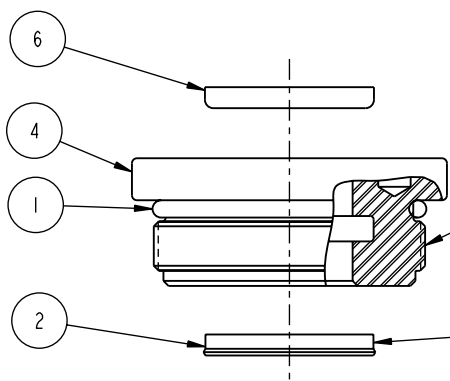
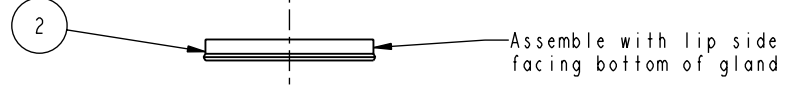


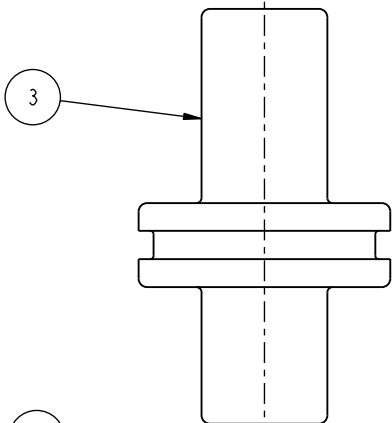
Lubricate all seals with clean hydraulic oil prior to assembly.  
DO NOT USE SILICONE BASED LUBRICANTS



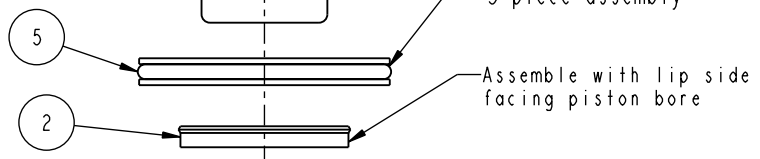
Apply medium strength thread locker (blue). Tighten to 150 ft lb torque.



Assemble with lip side facing bottom of gland

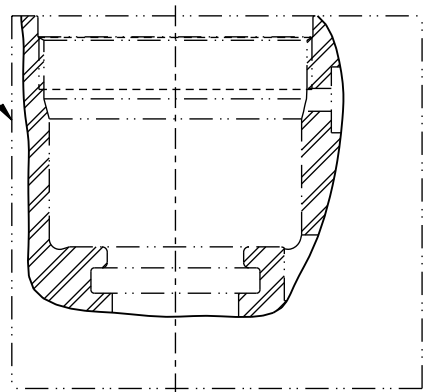


Piston seal- 3 piece assembly



Assemble with lip side facing piston bore

Body- Not Replaceable



Standard Seal Kit 60-2022-15	Fluorocarbon Seal Kit 6V-2022-15
39-0100-21(2)	39-V100-21(2)
39-H110-31	39-V110-31
39-0010-14	39-V010-14
39-V100-22	39-V100-22

No.	QTY	PART No.	DESCRIPTION
6	1	39V10022	WIPER,PRESS-IN,3/4", 85 FKM
5	1	39H11031	SEAL,T,1 5/16X5/32X1 1/2,70 HNBR
4	1	82031503	GLAND, CYL, HR, 6600&29.7KN, DA
3	1	82011503	PISTON, CYL, HR, 6600
2	2	39010021	SEAL, LOADED LIP, 94 AU
1	1	39001014	O-RING, (-127),1.424x.103,70 AU

### PARTS LIST



VEKTEK, INC.  
1334 E. SIXTH AVE. P.O. BOX 625  
EMPORIA, KS. 66801 U.S.A.

ASSEMBLIES AFFECTED  
20-2215-04  
20-2215-04F

PARTS LIST, ASSY, CYL, HR, 6600, DA

SIZE A PL2033

REV K

K	2470	RELEASE	JDW	11/14/12
REV	IN ACCORDANCE WITH ECN	EFFECTIVE DATE	REVISED BY	DATE
DRW BY:	VANDALSEM	DRAWING STATUS: <b>Released</b>		
DATE:	04/07/87	PRODUCTION APPROVED FOR RELEASED STATUS ONLY		